


Crafts

from your favorite

Bible Stories

KATHY ROSS

ART BY SHARON LANE HOLM



Jacob favored his son Joseph and gave him a colorful coat that made his brothers jealous (Genesis 37:3–4).

Joseph Magnet

you need:



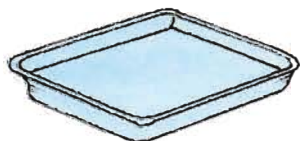
white glue



ruler




scissors



Styrofoam tray to work on

black and green yarn

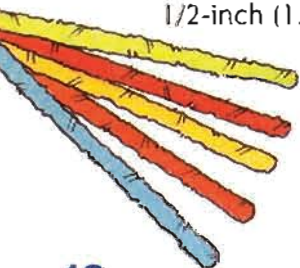


black and red sharp-pointed permanent markers

1-inch (2.5-cm) wooden bead with 1/2-inch (1.25-cm) opening



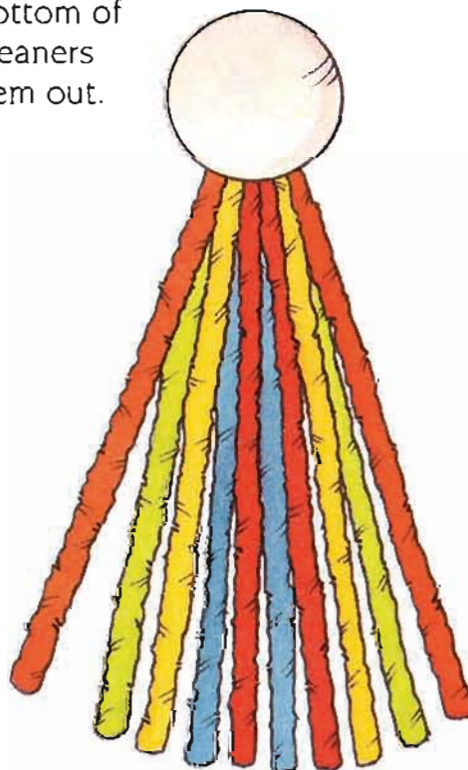
pipe cleaners in five bright colors



piece of sticky-backed magnet

what you do:

- 1 Trim five different colored pipe cleaners to a length of 8 inches (20 cm). Bunch the pipe cleaners together and fold them in half. Dip the folded end in glue and stick it into the hole in the bead. The bead will be the head and the pipe cleaners the colorful coat. Trim the bottom of the pipe cleaners to even them out.



2 Cut one 3-inch (8-cm) piece from each of three different colored pipe cleaners for the sleeves of the coat. Slide them up between the pipe cleaners, forming the coat, and glue them in place. Tie a belt of green yarn around the coat just below the arms to help secure them.



3 Use the markers to draw a face on the bead. Glue on bits of black yarn for the hair.



4 Press a piece of sticky-backed magnet on the back of the pipe-cleaner coat and hang the project on your refrigerator.



Joseph is a wonderful reminder that even when things seem hopeless, God is there with a plan to make things right for us.

